

WORKSWELL SMARTIS

Quick Start Guide

Package Content

Confirm that the package contains the items listed below and can be extended by additional accessories such as temperature filter, lens etc.

- SMARTIS infrared camera – 640/336/160 px model
- One specific lens mounted on the camera with protection glass cover
- Standard Calibration certificate
- 1x Power supply cable 5-pin (2 meters)
- 1x Analogue & Digital IO cable 8-pin (2 meters)
- 1x Ethernet UTP5 cable (2 meters)
- Quick start guide
- Download Card
- Hard transport case

What else do you need?

Before you start using your Workswell SMARTIS infrared camera, make sure that you have all the equipment listed below to hand.

- Power source (18 to 36 VDC, 2 A)
- Ethernet UTP cable

User Manual

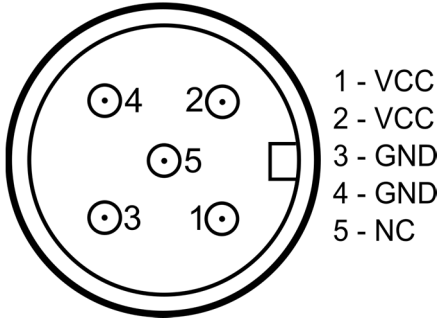
User Manual is available in electronic form on the website:

<https://www.workswell-thermal-camera.com/thermal-imaging-camera-smartis-industrial>

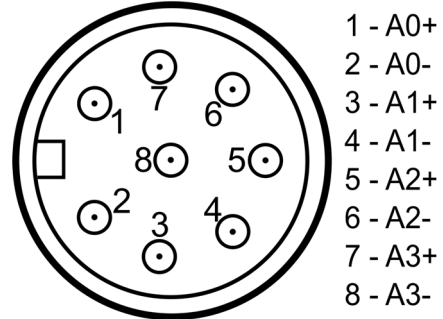


SMARTIS inputs and outputs

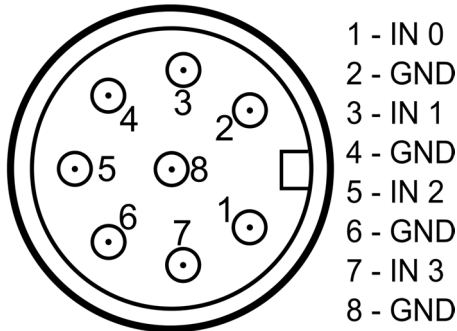
POWER SUPPLY



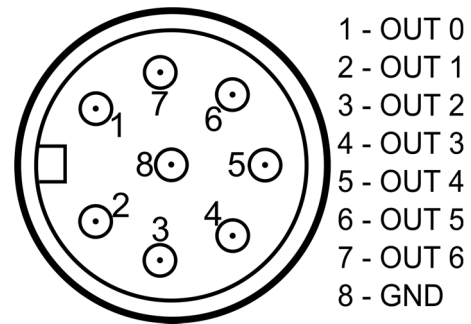
ANALOG OUTPUTS



DIGITAL TRIGGERS



DIGITAL OUTPUTS



- Connect power supply cable


For power supply, connect the 5-pin cable to the power supply connector. The 8-pin cable use as needed for a digital outputs, analog outputs or digital triggers.



- Connect Ethernet UTP5 cable

Remove the CAP

Connect the UTP cable



Focusing the infrared camera

Short distance

Long distance



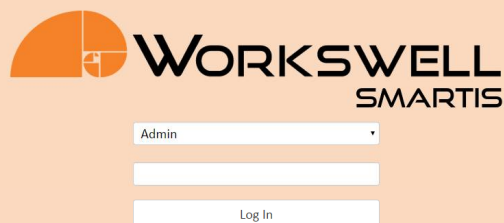
First connection

1. Connect SMARTIS to Power Supply.
2. Connect your SMARTIS to your PC Ethernet port.
3. Set your computer IP address as static:

How to set up a static IP address on your PC is available at the following link:

<https://www.howtogeek.com/howto/19249/how-to-assign-a-static-ip-address-in-xp-vista-or-windows-7/>

- a. IP address: 10.0.0.1
 - b. Netmask: 255.255.255.0
4. Connect to SMARTIS with web browser at <http://10.0.0.225/>
 5. Log in as *Admin*, password 1234



How to turn the system off?

Unplug your SMARTIS from power supply.



Contacts

Sales Department

Mobile: +420 725 955 464

E-mail: sales@workswell.eu

Headquarters

Workswell s.r.o.

Libocka 653/51b

160 00, Prague 6

Czech Republic

Partners Worldwide

Visit our [website](#) for more details

Company contact details

Mobile: +420 725 877 063

E-mail: info@workswell.eu

